


Teaching Plan

A Bully Christmas Carol

Teaching kids
not to bully and be a kind friend



Book information



Book information

Grade Level Equivalent: Grade 1-4
Genre: Easy readers

Ages: 6 to 8+

Themes: Teaching kids about being kind to each other

Why this book ?

Students will be able to learn about how bullying can destroy people, from the lives of the poor victims to the lives of the bullies themselves as they grow up. It forces the children to think about whether they have acted in a way that could be considered 'bullying' and to think about their actions.

Teaching materials:

A Bully Christmas Carol story book, paint, crayons, art supplies, resources provided in this teaching guide.

Summary

When three bullies are visited by spirits of the past, present and future, they are forced to try to change their ways or pay the price.

Critical question


How can teachers proactively work to encourage kids to question and think critically about the world around them?

Get the student to:

1. Go beyond "what?" — and ask "how?" and "why?"
2. Follow it up with "How do you know this?"
3. Prompt them to think about how their perspective may differ from other people's.
4. Finally, ask them how to solve this problem.

Why is bullying so wrong?
How does being bullied affect someone's life?
What should you do if you are being bullied?

Before you read



Introduction

Begin by sitting the children in a circle. Play a listening game to get the children thinking about bullying. Ask them about a time when they were bullied, what they were being bullied about, and how they fixed the situation. Remember it is important that children listen to each other and remain respectful. *Also make sure that children know they can speak to an adult in private if they want to share anything.*

Preview and Predict


Introduce the story to the kids, begin with the cover page including the title. Ask the kids to describe the picture. Encourage the kids to predict the setting of the story.

Talk about the book cover, title

The Book cover says the title of the book is “A Bully Christmas Carol” written by Blandine Carsalade. The book is encouraging people to think about bullies, bullying, and how the act of bullying effects others.

Ask the following questions:

- What's the reason the ghosts visited the children?
- What might the ghosts want?
- What do you think the bullies will change by the end of the story?



▶▶ Vocabulary activity

Vocabulary

Knowing the meaning of the words and phrases below increases students' understanding and enjoyment of the word play in the book. Encourage them to look for clues in the text or in the special typefaces to figure out the meaning of unfamiliar words.

Use Resource #1: Vocabulary Cards on page 5 and distribute copies to students.

Kindergarten: Print two copies and play a memory game by finding the same word pair.

Grade 1/2: Pick two words from the vocabulary card and use them in a sentence / Fill in the blank /match up (words on one side - definitions on the other).

Grade 3: Use a dictionary or online resources and find the definitions. Pick five words to put in a sentence.

Words:

Menacing, Happy, Horrible, Innocent, Period, Scream, Transported, Begin, Presence, Physical



▶▶ Vocabulary card



Menacing

Happy

Horrible

Innocent

Period

Scream

Transported

Begin

Presence

Physical

As you read



Reading the book

Modeled reading

Read aloud the first chapter of the book, asking the class to follow along. Project the text on a whiteboard or screen, if possible. Have students go through the book and write down all the words that are in unusual typefaces or that they don't understand. Explain why they thought the author chose to use those typefaces or words to help tell the story.

Paired reading : Resource #2

Assign partners to read the book together. Encourage them to share questions and reactions with each other.



Comprehension focus

Looking at the cover:

- What do you think this book will be about?
- What makes you think that?
- What genre is this book? How do you know?

While reading:

- What's the setting of this story?
- What is your favorite illustration in the book? Explain what you like about it.
- What is happening in the story so far?
- What do you think will happen next? What makes you say that?
- What problems/challenges are the characters facing?

After you read



Questions to discuss: Resource #3

1. What was the author's purpose? Was he/she trying to persuade, inform or entertain you? How do you know that?
2. What message did the author want the reader to understand? What lesson/s is the author trying to teach?
3. What was the problem in the story? What did the characters do to try to solve the problem?
4. When did you know the problem was going to be solved? What was the turning point?
5. How did the character/s change during the story?
6. What were the most important parts of the story?
7. Did you like the way the story ended? What did you like about it?
8. What are you still wondering about?
9. How would you have handled the situation the bullies were in?
10. What would you have done differently?

How does being bullied make you feel: Resource #4

After you have finished reading and discussing A Bully Christmas Carol have your students work with a partner or in a small group to brainstorm thoughts, feelings and emotions behind those that are being bullied.

They simply need to discuss how a victim might feel and fill the outline of the person up with the various descriptive words.

While this task can be completed individually, working in a small group has a variety of benefits :

1. It allows children to be able to voice their feelings and thoughts to others.
2. It allows children to listen to and understand how other children feel when being bullied.
3. It builds up empathy between kids and brings them together.
4. They feel like they have a 'safe space' and friends they can talk to if they feel like they are being bullied.





▶▶ Reading questions

	Questions	Answers
Before		
During		
After		


▶▶ Questions to discuss



#	Answers
1	
2	
3	
4	
5	
6	
7	
8	
9	
10	

▶▶ How does being bullied make you feel?

Think about how you or someone else might feel if you were being bullied. Work in a small group and fill up the outline of this body with all the thoughts, feelings and emotions you might be experiencing!



▶▶ Extra activities

Other related subjects

Speaking practice

How does being bullied make you feel? What emotions do you feel inside you when someone says something mean or nasty to you?

It is important for children to recognise and validate their own emotions and the emotions of others. If they so desire they can get up in front of the class and tell everyone about their experience being bullied. Some children will find this easier to do than others and it is important that no child feels pushed or coerced to talk when they might not want to. If they wish to talk to you privately then make sure that they are aware that they can do so!

It is important that everyone remains respectful of whoever is talking and the children must be praised for opening up and talking about their experience.

Tell a friend that you care Resource #5


It is important for children to show other members of the class that they value them and their friendship. Working in **groups of 5** children should write 3 nice things about each other other members of the group. Once everyone has filled the sheet in the parts can be separated and given to the different children where they can see the nice things the other kids have said about them. Not only will this boost their confidence but it will also but it will also bring them close together.

Children could comment on:

- Positive things about the way the other kids look.
- Things that they like about the other kids personalities.
- Nice times they have had with the other kids.

All comments **MUST** be positive.





▶▶ Tell a friend that you care

Working in groups of 5 you need to discuss and write about the things that you like about the other kids. Remember, this is a positive activity so be as nice and complimentary as you can about everyone!

FRIEND 1 NAME: _____

REASON 1: _____

REASON 2: _____

REASON 3: _____



FRIEND 2 NAME: _____

REASON 1: _____

REASON 2: _____

REASON 3: _____



FRIEND 3 NAME: _____

REASON 1: _____

REASON 2: _____

REASON 3: _____



FRIEND 4 NAME: _____

REASON 1: _____

REASON 2: _____

REASON 3: _____





Quiz

Q1: Which spirit did the three friends meet first?

Q2: What era did the spirit of the past take them to?

Q3: What was a sign of ill-health in the Victorian era?

Q4: What were the names of the two Texan slaves?

Q5: What kind of beard did the spirit of the future have?

Q6: Which three kids do the bullies see?

Q7: How does the spirit of the future read thoughts?

Q8: Who ends up homeless in the future?

Q9: Is it ever too late to change your ways?

Read **more**

Use these books and other Book Prunelle resources to expand your students' study of the book or theme.



Title: My Own Tree House

Collection: Magic me

Age: 6+

Grade:

Leron has dreamt of building his very own treehouse for as long as he can remember and he's not going to let his disability get in the way!

Title: The King's Garden

Collection: Magic me

Age: 6+

Grade:

A king is passionate about floral art, a lover of plants and trees, and has created a splendid garden. One day he goes on a long journey. When he returns, he finds that everything in the garden is dying. What happened?



Title: Princess Ellya Goes to School


Collection: Magic me



Age: 6+

Grade:

Princess Ellya is in a wheelchair, and she is no different from other little girls. She likes picking flowers, racing on the ramps of the castle that is fully equipped to help her move around freely.

But now it's time for Ellya to join Madame Rose's boarding house outside her kingdom.





Book Prunelle



bookprunelle.com